






4-in-1 Learning Hamburger™




Instruction Manual

This manual contains important information. Please save it for future reference.

91-004408-000   

INTRODUCTION

Thank you for purchasing the **4-in-1 Learning Hamburger™!** With 13 colorful ingredients, little ones will love building the perfect burger. Spinning, stacking, puzzling and tossing ingredients onto the spiral pole introduce colors and shapes while exercising fine and gross motor skills and hand-eye coordination.



WARNING:

All packing materials such as tape, plastic sheets, packaging locks, removable tags, cable ties, cords and packaging screws are not part of this toy, and should be discarded for your child's safety.

NOTE:

Please save this Instruction Manual as it contains important information.

ATTENTION :

Pour la sécurité de votre enfant, débarrassez-vous de tous les produits d'emballage tels que rubans adhésifs, feuilles de plastique, attaches, étiquettes, cordons et vis d'emballage. Ils ne font pas partie du jouet.

NOTE :

Il est conseillé de sauvegarder ce manuel d'utilisation car il comporte des informations importantes.

INCLUDED IN THE PACKAGE

- 4-in-1 Learning Hamburger™
- Instruction Manual



1 Fabric Lettuce Leaf



2 Pickle pieces



2 Tomato pieces



2 Burger pieces



2 Onion pieces



2 Cheese pieces



1 Top Bun



1 Bun with Spiral Pole

CARE & MAINTENANCE

1. Keep the unit clean by wiping it with a slightly damp cloth.
2. Keep the unit out of direct sunlight and away from any direct heat sources.
3. Do not drop the unit on hard surfaces and do not expose the unit to moisture or water.

PRODUCT FEATURES


1. 4 Ways to Play

Stack the ingredient pieces to explore shapes and textures. Puzzle the **Five Ingredient Shape pieces** into their matching outer pieces. Spin the ingredient pieces on to the **Spiral Pole**. Toss the **Five Ingredient Outer pieces** onto the **Spiral Pole**.



2. 11 Ingredient Pieces

Explore colors and shapes with the **Five Ingredient Shape pieces** and unique textures along the edges of the **Five Ingredient Outer pieces**. A **Fabric Lettuce Leaf** adds to the pretend play.



3. Top Bun

After spiral stacking all the assembled ingredients onto the **Spiral Pole**, add the **Top Bun** on top for storage.



IMPORTANT NOTE:

If the problem persists, please call our **Consumer Services Department** at **1-800-701-5327** in the U.S. and Canada, or email **support@leapfrog.com**. Creating and developing LeapFrog products is accompanied by a responsibility that we take very seriously. We make every effort to ensure the accuracy of the information, which forms the value of our products. However, errors sometimes can occur. It is important for you to know that we stand behind our products and encourage you to contact us with any problems and/or suggestions you might have. A service representative will be happy to help you.

Ways to Play

Below are ideas to inspire play.

1. Stacking

Help children develop hand-eye coordination by directing them to stack the ingredient pieces onto the spiral pole. To make it easier for them, remove the inner pieces from the ingredients, allowing them to focus on stacking the outer pieces onto the spiral pole. This activity can help strengthen their fine and gross motor skills as they grasp and manipulate the ingredients.

2. Puzzles

The 5 reclaimed plastic ingredient layers consist of two pieces with the inner piece that fits inside the outer piece like a puzzle. Children can develop problem-solving and fine motor skills by solving these simple puzzles.

3. Spinning

Little ones can explore the effects of gravity by spinning the reclaimed plastic ingredients down the spiral pole. For an added challenge, encourage them to try spinning the ingredients up the pole instead. This activity can help develop their coordination of gross motor movements.

4. Ring Toss

Encourage the development of advanced hand-eye coordination abilities by playing a game of ring toss. Use the outer pieces of the ingredients as rings and try to land them on the center pole. This activity becomes more challenging and can keep children engaged as they grow older.



***Visit our website for more
information about our products,
downloads, resources and more.***

***leapfrog.com
leapfrog.ca***

**Read our complete warranty policy online at
leapfrog.com/warranty
leapfrog.ca/warranty**

LeapFrog Enterprises, Inc.
A subsidiary of VTech Holdings Limited.
TM & © 2023 LeapFrog Enterprises, Inc.
All rights reserved.