



# Colourful Counting Red Panda™



## Parent's Guide

This guide contains important information. Please keep it for future reference.

91-003941-001 

## INTRODUCTION

Thank you for purchasing the **Colourful Counting Red Panda™!** Learning colours, counting and cuddling has never been so adorable and fun!



Heart Button  
Music Button



Off/Low/High  
Volume Selector

## INCLUDED IN THIS PACKAGE

- **Colourful Counting Red Panda™**
- Parent's guide

### WARNING

All packing materials such as tape, plastic sheets, packaging locks, removable tags, cable ties, cords and packaging screws are not part of this toy, and should be discarded for your child's safety.

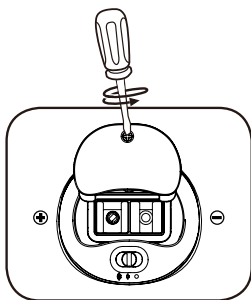
### NOTE

Please keep this parent's guide as it contains important information.

## GETTING STARTED

### BATTERY REMOVAL AND INSTALLATION

1. Make sure the unit is turned **OFF**.
2. Locate the battery cover on the back of the unit. Use a screwdriver or a coin to loosen the screw.
3. If used batteries are present, remove these batteries from the unit by pulling up on one end of each battery.
4. Install 2 new 'AA' (AM-3/LR6) batteries following the diagram inside the battery box. (For best performance, alkaline batteries or fully charged Ni-MH rechargeable batteries are recommended).
5. Replace the battery cover and tighten the screw to secure.





**WARNING:**

Adult assembly required for battery installation.  
Keep batteries out of reach of children.

**IMPORTANT: BATTERY INFORMATION**

- Insert batteries with the correct polarity (+ and -).
- Do not mix old and new batteries.
- Do not mix alkaline, standard (carbon-zinc) or rechargeable batteries.
- Only batteries of the same or equivalent type as recommended are to be used.
- Do not short-circuit the supply terminals.
- Remove batteries during long periods of non-use.
- Remove exhausted batteries from the toy.
- Dispose of batteries safely. Do not dispose of batteries in fire.

**RECHARGEABLE BATTERIES:**

- Remove rechargeable batteries from the toy before charging.
- Rechargeable batteries are only to be charged under adult supervision.
- Do not charge non-rechargeable batteries.

## Disposal of batteries and product



The crossed-out wheellie bin symbols on products and batteries, or on their respective packaging, indicates they must not be disposed of in domestic waste as they contain substances that can be damaging to the environment and human health.



The chemical symbols Hg, Cd or Pb, where marked, indicate that the battery contains more than the specified value of mercury (Hg), cadmium (Cd) or lead (Pb) set out in Battery Directive (2006/66/EC).



The solid bar indicates that the product was placed on the market after 13th August, 2005.

Help protect the environment by disposing of your product or batteries responsibly.

VTech® cares for the planet.

Care for the environment and give your toy a second life by disposing of it at a small electricals collection point so all its materials can be recycled.

In the UK:

Visit [www.recyclenow.com](http://www.recyclenow.com) to see a list of collection points near you.

In Australia & New Zealand:



Check with your local council for kerbside collections.

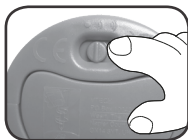
## NOTE

This product is in Try-Me mode in the packaging. After opening the package, turn the **Colourful Counting Red Panda™** off and on again to proceed with normal play. If the unit repeatedly powers down while playing, please install a new set of batteries.

## PRODUCT FEATURES

### 1. Off/Low/High Volume Selector

Slide the **Off/Low/High Volume Selector** to turn the toy on and select the Low  or High  volume.




### 2. Heart Button

Press to hear counting, colours, cute sayings and silly phrases.



### 3. Music Button

Press to hear counting, colour songs and three dance tunes.



### 4. Automatic Shut-Off

To preserve battery life, the Colourful Counting Red Panda™ will automatically shut off after approximately 30 seconds without input. The unit can be turned on again by pressing any button.



## SONG LYRICS

### Colour Cheer

Red, yellow, green, blue  
I love colours how about you?

### Colour Song

Red, yellow, orange and blue -  
Green and purple, too!

### I'm Gonna Count on You to Cuddle Me

I'm gonna count on you to cuddle me!  
Give me a hug (or two or three!)

One!

Two!

Three!

Four!

Huggle me, snuggle me, cuddle me more!

### Counting to 10

I love you! Cuddle me and let's count to 10.  
1, 2, 3, 4, 5, 6, 7, 8, 9, 10.  
Aw! You are my bestest friend ever!



## If You're Silly and You Know It

Verse 1:

If you are silly and you know it clap your paws!

If you are silly and you know it clap your paws!

If you're silly and you know it and you really want to show it,

If you are silly and you know it clap your paws!

Verse 2:

If you are silly and you know it panda dance!

If you are silly and you know it panda dance!

If you're silly and you know it and you really want to show it,

If you are silly and you know it panda dance!

## CARE & MAINTENANCE

1. Keep the unit clean by wiping it with a slightly damp cloth.
2. Keep the unit out of direct sunlight and away from direct heat sources.
3. Remove the batteries if the unit will not be in use for an extended period of time.
4. Do not drop the unit on hard surfaces and do not expose the unit to moisture or water.





## TROUBLESHOOTING

If for some reason the unit stops working or malfunctions, please follow these steps:

1. Turn the unit **Off**.
2. Interrupt the power supply by removing the batteries.
3. Let the unit stand for a few minutes, then replace the batteries.
4. Turn the unit back **On**. The unit should now be ready to use again.
5. If the unit still does not work, install a new set of batteries.

### Environmental Phenomena

The unit may malfunction if subjected to radio-frequency interference. It should revert to normal operation when the interference stops. If not, it may become necessary to turn the power **Off** and back **On**, or remove and reinstall the batteries. In the unlikely event of an electrostatic discharge, the unit may malfunction and lose memory, requiring the user to reset the device by removing and reinstalling the batteries. This equipment generates, uses and can radiate radio

#### IMPORTANT NOTE:

If the problem persists, please call our Consumer Services Department at **01702 200244** in the U.K. or email [support@leapfrog.co.uk](mailto:support@leapfrog.co.uk). Creating and developing LeapFrog® products is accompanied by a responsibility that we take very seriously. We make every effort to ensure the accuracy of the information, which forms the value of our products. However, errors sometimes can occur. It is important for you to know that we stand behind our products and encourage you to contact us with any problems and/or suggestions you might have. A service representative will be happy to help you.



## CONSUMER SERVICES

Creating and developing **LeapFrog®** products is accompanied by a responsibility that we at **LeapFrog®** take very seriously. We make every effort to ensure the accuracy of the information, which forms the value of our products. However, errors sometimes can occur. It is important for you to know that we stand behind our products and encourage you to call our Consumer Services Department with any problems and/or suggestions that you might have. A service representative will be happy to help you.

### **UK Customers:**

Phone: 01702 200244 (from UK) or +44 1702 200244 (outside UK)  
Website: [www.leapfrog.co.uk/support](http://www.leapfrog.co.uk/support)

### **Australian Customers:**

Phone: 1800 862 155  
Website: [support.leapfrog.com.au](http://support.leapfrog.com.au)

### **NZ Customers:**

Phone: 0800 400 785  
Website: [support.leapfrog.com.au](http://support.leapfrog.com.au)

## PRODUCT WARRANTY/ CONSUMER GUARANTEES

### **UK Customers:**

Read our complete warranty policy online at [leapfrog.com/warranty](http://leapfrog.com/warranty).

### **Australian Customers:**

VTECH ELECTRONICS (AUSTRALIA) PTY LIMITED -  
CONSUMER GUARANTEES

Under the Australian Consumer Law, a number of consumer guarantees apply to goods and services supplied by VTech Electronics (Australia) Pty Limited. Please refer to [leapfrog.com/en-au/legal/warranty](http://leapfrog.com/en-au/legal/warranty) for further information.





*Visit our website for more  
information about our products,  
downloads, resources and more.*

*[leapfrog.com](http://leapfrog.com)*

LeapFrog Enterprises, Inc.,  
A subsidiary of VTech Holdings Limited.  
TM & © 2021 LeapFrog Enterprises, Inc.  
All rights reserved.  
Printed in China.  
91-003941-001 