



Fruit Colours Learning Smoothie™



Instruction Manual

This manual contains important information. Please keep it for future reference.

INTRODUCTION

Thank you for purchasing the **Fruit Colours Learning Smoothie™**! Swivel the straw to choose from five fruit flavours and the cup will change colour to match—this smoothie is bananas!



INCLUDED IN THE PACKAGE

- **Fruit Colours Learning Smoothie™**
- Quick Start Guide

WARNING


All packing materials such as tape, plastic sheets, packaging locks, removable tags, cable ties, cords and packaging screws are not part of this toy, and should be discarded for your child's safety.

NOTE

Please keep this Instruction Manual as it contains important information.

Unlock the Packaging Locks:

- ① Rotate the packaging lock anticlockwise several times.
- ② Pull out the packaging lock and discard.




INSTRUCTIONS

Battery Removal and Installation

1. Make sure the unit is turned **Off**.
2. Find the battery cover located on the bottom of the unit, use a screwdriver to loosen the screw and then open the battery cover.
3. Remove old battery by pulling up on one end of the battery.
4. Install 1 new AA (AM-3/LR6) battery following the diagram inside the battery box. (For best performance, alkaline batteries or fully charged Ni-MH rechargeable batteries are recommended).
5. Replace the battery cover and tighten the screw to secure.

WARNING:

Adult assembly required for battery installation.
Keep batteries out of reach of children.



IMPORTANT: BATTERY INFORMATION

- Insert batteries with the correct polarity (+ and -).
- Do not mix old and new batteries.
- Do not mix alkaline, standard (carbon-zinc) or rechargeable batteries.
- Only batteries of the same or equivalent type as recommended are to be used.
- Do not short-circuit the supply terminals.
- Remove batteries during long periods of non-use.
- Remove exhausted batteries from the toy.
- Dispose of batteries safely. Do not dispose of batteries in fire.

RECHARGEABLE BATTERIES

- Remove rechargeable batteries (if removable) from the toy before charging.
- Rechargeable batteries are only to be charged under adult supervision.
- Do not charge non-rechargeable batteries.

Disposal of batteries and product



The crossed-out wheellie bin symbols on products and batteries, or on their respective packaging, indicates they must not be disposed of in domestic waste as they contain substances that can be damaging to the environment and human health.

The chemical symbols Hg, Cd or Pb, where marked, indicate that the battery contains more than the specified value of mercury (Hg), cadmium (Cd) or lead (Pb) set out in the Batteries and Accumulators Regulation.



The solid bar indicates that the product was placed on the market after 13th August, 2005.

Help protect the environment by disposing of your product or batteries responsibly.

LeapFrog® cares for the planet.

Care for the environment and give your toy a second life by disposing of it at a small electricals collection point so all its materials can be recycled.

In the UK:

Visit www.recyclenow.com to see a list of collection points near you.

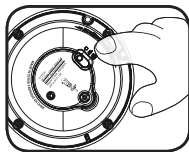
In Australia & New Zealand:

Check with your local council for kerbside collections.

PRODUCT FEATURES

1. On/Off/Volume Control Switch

Slide the **On/Off/Volume Control Switch** to turn the toy on and to adjust the volume.



2. Teething Toy Straw

Turn the straw to see different fruit characters and hear music and funny phrases. Soft straw is great for little ones to nibble.



3. Rattle Beads

Shake the cup to hear the **Rattle Beads**.



SONG LYRICS

Fruit Song

I'm a colourful smoothie with fruits in my cup!

Mix 'em with the straw or shake, shake 'em up!

Strawberry!

Blueberry!

Orange!

Green apple!

Banana!

Deee-licious!

Shake the Smoothie

Let's shake the smoothie!

1-shake, 2-shake, 3-shake HUP!

Shake-a-shake-shake that smoothie CUP!

4-shake, 5-shake, 6-shake CLINK!

Have a healthy smoothie drink!

Nice and Groovy Song

I'm a juicy smoothie, and I'm nice and groovy.

I'm Crystal - the Smoothie Cup!

Mix It Up Song

Mix it up! Mix it up! Mix - it - up!

Shake - up - my - smoothie cup!

CARE & MAINTENANCE

1. Keep the unit clean by wiping it with a slightly damp cloth.
2. Keep the unit out of direct sunlight and away from any direct heat sources.
3. Remove the batteries if the unit will not be in use for an extended period of time.
4. Do not drop the unit on hard surfaces and do not expose the unit to moisture or water.

TROUBLESHOOTING

If for some reason the unit stops working or malfunctions, please follow these steps:

1. Please turn the unit **Off**.
2. Interrupt the power supply by removing the batteries.
3. Let the unit stand for a few minutes, then replace the batteries.
4. Turn the unit back **On**. The unit should now be ready to use again.
5. If the unit still does not work, install a new set of batteries.

Environmental phenomena

The unit may malfunction if subjected to radio-frequency interference. It should revert to normal operation when the interference stops. If not, it may become necessary to turn the power **OFF** and back **ON**, or remove and reinstall the batteries. In the unlikely event of an electrostatic discharge, the unit may malfunction and lose memory, requiring the user to reset the device by removing and reinstalling the batteries.

CONSUMER SERVICES

Creating and developing **LeapFrog®** products is accompanied by a responsibility that we at **LeapFrog®** take very seriously. We make every effort to ensure the accuracy of the information, which forms the value of our products. However, errors sometimes can occur. It is important for you to know that we stand behind our products and encourage you to call our Consumer Services Department with any problems and/or suggestions that you might have. A service representative will be happy to help you.

UK Customers:

Phone: 01702 200244 (from UK) or +44 1702 200244 (outside UK)

Website: www.leapfrog.co.uk/support

Australian Customers:

Phone: 1800 862 155

Website: support.leapfrog.com.au

NZ Customers:

Phone: 0800 400 785

Website: support.leapfrog.com.au

PRODUCT WARRANTY/ CONSUMER GUARANTEES

UK Customers:

Read our complete warranty policy online at leapfrog.com/warranty.

Australian Customers:

VTECH ELECTRONICS (AUSTRALIA) PTY LIMITED -
CONSUMER GUARANTEES

Under the Australian Consumer Law, a number of consumer guarantees apply to goods and services supplied by VTech Electronics (Australia) Pty Limited. Please refer to leapfrog.com/en-au/legal/warranty for further information.



***Visit our website for more
information about our products,
downloads, resources and more.***

leapfrog.com

LeapFrog Enterprises, Inc.
A subsidiary of VTech Holdings Limited.
TM & © 2022 LeapFrog Enterprises, Inc.
All rights reserved.
IM-617400-003
Version:0