



Colorful Counting Red Panda™



Parent's Guide

This guide contains important information. Please keep it for future reference.

91-003941-003 US

INTRODUCTION

Thank you for purchasing the **Colorful Counting Red Panda™!** Learning colors, counting and cuddling has never been so adorable and fun!



Heart Button

Music Button



Off/Low/High
Volume Selector

INCLUDED IN THIS PACKAGE

- **Colorful Counting Red Panda™**
- Parent's guide

WARNING

All packing materials such as tape, plastic sheets, packaging locks, removable tags, cable ties, cords and packaging screws are not part of this toy, and should be discarded for your child's safety.

NOTE

Please keep this parent's guide as it contains important information.

ATTENTION

Pour la sécurité de votre enfant, débarrassez-vous de tous les produits d'emballage tels que rubans adhésifs, feuilles de plastique, attaches, étiquettes, cordons et vis d'emballage. Ils ne font pas partie du jouet.

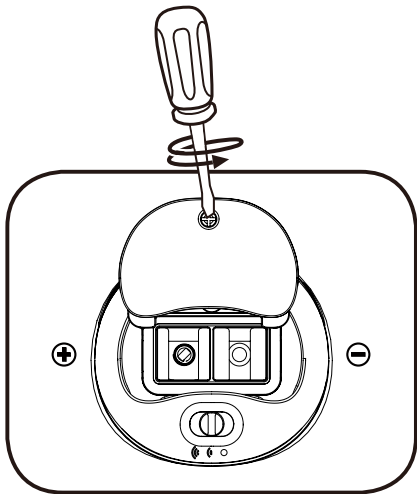
NOTE

Il est conseillé de conserver ce guide des parents car il comporte des informations importantes.

GETTING STARTED

BATTERY REMOVAL AND INSTALLATION

1. Make sure the unit is turned **Off**.
2. Find the battery cover located on the back of the unit, use a screwdriver to loosen the screw and then open the battery cover.
3. Remove old batteries by pulling up on one end of each battery.
4. Install 2 new AA (AM-3/LR6) batteries following the diagram inside the battery box. (For best performance, alkaline batteries or fully charged Ni-MH rechargeable batteries are recommended).
5. Replace the battery cover and tighten the screw to secure.





WARNING / ATTENTION :

Adult assembly required for battery installation.

Keep batteries out of reach of children.

Les piles ou accumulateurs doivent être installés par un adulte.

Tenir les piles ou accumulateurs hors de portée des enfants.

IMPORTANT: BATTERY INFORMATION

- Insert batteries with the correct polarity (+ and -).
- Do not mix old and new batteries.
- Do not mix alkaline, standard (carbon-zinc) or rechargeable batteries.
- Only batteries of the same or equivalent type as recommended are to be used.
- Do not short-circuit the supply terminals.
- Remove batteries during long periods of non-use.
- Remove exhausted batteries from the toy.
- Dispose of batteries safely. Do not dispose of batteries in fire.

RECHARGEABLE BATTERIES:



- Remove rechargeable batteries from the toy before charging.
- Rechargeable batteries are only to be charged under adult supervision.
- Do not charge non-rechargeable batteries.

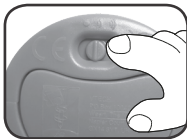
NOTE

This product is in Try-Me mode in the packaging. After opening the package, turn the **Colorful Counting Red Panda™** off and on again to proceed with normal play. If the unit repeatedly powers down while playing, please install a new set of batteries.

PRODUCT FEATURES

1. Off/Low/High Volume Selector

Slide the **Off/Low/High Volume Selector** to turn the toy on and select the Low  or High  volume.




2. Heart Button

Press to hear counting, colors, cute sayings and silly phrases.



3. Music Button

Press to hear counting, color songs and three dance tunes.



4. Automatic Shut-Off

To preserve battery life, the Colorful Counting Red Panda™ will automatically shut off after approximately 30 seconds without input. The unit can be turned on again by pressing any button.

SONG LYRICS

Color Cheer

Red, yellow, green, blue
I love colors how about you?

Color Song

Red, yellow, orange and blue -
Green and purple, too!

I'm Gonna Count on You to Cuddle Me

I'm gonna count on you to cuddle me!
Give me a hug (or two or three!)

One!

Two!

Three!

Four!

Huggle me, snuggle me, cuddle me more!

Counting to 10

I love you! Cuddle me and let's count to 10.
1, 2, 3, 4, 5, 6, 7, 8, 9, 10.
Aw! You are my bestest friend ever!

If You're Silly and You Know It

Verse 1:

If you are silly and you know it clap your paws!

If you are silly and you know it clap your paws!

If you're silly and you know it and you really want to show it,

If you are silly and you know it clap your paws!

Verse 2:

If you are silly and you know it panda dance!

If you are silly and you know it panda dance!

If you're silly and you know it and you really want to show it,

If you are silly and you know it panda dance!

CARE & MAINTENANCE

1. Keep the unit clean by wiping it with a slightly damp cloth.
2. Keep the unit out of direct sunlight and away from direct heat sources.
3. Remove the batteries if the unit will not be in use for an extended period of time.
4. Do not drop the unit on hard surfaces and do not expose the unit to moisture or water.

TROUBLESHOOTING

If for some reason the unit stops working or malfunctions, please follow these steps:

1. Turn the unit **Off**.
2. Interrupt the power supply by removing the batteries.
3. Let the unit stand for a few minutes, then replace the batteries.
4. Turn the unit back **On**. The unit should now be ready to use again.
5. If the unit still does not work, install a new set of batteries.

Environmental Phenomena

The unit may malfunction if subjected to radio-frequency interference. It should revert to normal operation when the interference stops. If not, it may become necessary to turn the power **Off** and back **On**, or remove and reinstall the batteries. In the unlikely event of an electrostatic discharge, the unit may malfunction and lose memory, requiring the user to reset the device by removing and reinstalling the batteries.

Impact de l'environnement

Une défaillance de fonctionnement de l'appareil peut survenir s'il est sujet à des interférences avec les fréquences radioélectriques. Le fonctionnement normal de l'appareil devrait reprendre avec l'arrêt des interférences. Si ce n'est pas le cas, il peut s'avérer nécessaire d'éteindre et rallumer l'appareil ou de retirer et réinstaller les piles. Dans l'éventualité peu probable d'une décharge électrostatique, un mauvais fonctionnement et une perte de mémoire de l'appareil peuvent se produire. L'utilisateur doit alors retirer et réinstaller les piles pour réinitialiser l'appareil.

IMPORTANT NOTE:

If the problem persists, please call our **Consumer Services Department** at **1-800-701-5327** in the U.S. or email **support@leapfrog.com**. Creating and developing LeapFrog® products is accompanied by a responsibility that we take very seriously. We make every effort to ensure the accuracy of the information, which forms the value of our products. However, errors sometimes can occur. It is important for you to know that we stand behind our products and encourage you to contact us with any problems and/or suggestions you might have. A service representative will be happy to help you.

CAUTION

Changes or modifications not expressly approved by the party responsible for compliance could void the user's authority to operate the equipment.

NOTE

This equipment has been tested and found to comply with the limits for a Class B digital device, pursuant to Part 15 of the FCC Rules. These limits are designed to provide reasonable protection against harmful interference in a residential installation. This equipment generates, uses and can radiate radio frequency energy and, if not installed and used in accordance with the instructions, may cause harmful interference to radio communications. However, there is no guarantee that interference will not occur in a particular installation. If this equipment does cause harmful interference to radio or television reception, which can be determined by turning the equipment off and on, the user is encouraged to try to correct the interference by one or more of the following measures:

- Reorient or relocate the receiving antenna.
- Increase the separation between the equipment and receiver.
- Connect the equipment into an outlet on a circuit different from that to which the receiver is connected.
- Consult the dealer or an experienced radio/TV technician for help.

Supplier's Declaration of Conformity 47 CFR § 2.1077 Compliance Information

| | |
|--------------------|--|
| Trade Name: | LeapFrog® |
| Model: | 6121 |
| Product Name: | Colorful Counting Red Panda™ |
| Responsible Party: | LeapFrog Enterprises, Inc. |
| Address: | 2200 Powell Street, Suite 500 Emeryville, CA 94608. |
| Website: | leapfrog.com |

THIS DEVICE COMPLIES WITH PART 15 OF THE FCC RULES. OPERATION IS SUBJECT TO THE FOLLOWING TWO CONDITIONS: (1) THIS DEVICE MAY NOT CAUSE HARMFUL INTERFERENCE, AND (2) THIS DEVICE MUST ACCEPT ANY INTERFERENCE RECEIVED, INCLUDING INTERFERENCE THAT MAY CAUSE UNDESIRED OPERATION.

CAN ICES-003(B)/NMB-003(B)



***Visit our website for more
information about our products,
downloads, resources and more.***

leapfrog.com

***Read our complete warranty policy online
at leapfrog.com/warranty***

LeapFrog Enterprises, Inc.,
A subsidiary of VTech Holdings Limited.
TM & © 2021 LeapFrog Enterprises, Inc.
All rights reserved.
Printed in China.
91-003941-003 