



Touch & Learn Nature ABC Board™

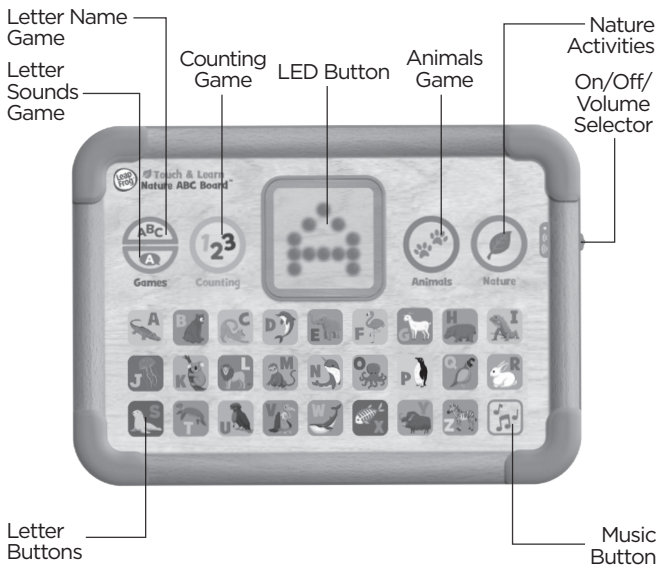


Instruction Manual

This manual contains important information. Please keep it for future reference.

INTRODUCTION

Thank you for purchasing the **Touch & Learn Nature ABC Board™**. Go on a learning adventure and explore letters, counting, animals and weather!



INCLUDED IN THE PACKAGE

- **Touch & Learn Nature ABC Board™**
- Quick Start Guide

WARNING

All packing materials such as tape, plastic sheets, packaging locks, removable tags, cable ties, cords and packaging screws are not part of this toy, and should be discarded for your child's safety.

NOTE

Please save this Instruction Manual as it contains important information.

ATTENTION

Pour la sécurité de votre enfant, débarrassez-vous de tous les produits d'emballage tels que rubans adhésifs, feuilles de plastique, attaches, étiquettes, cordons et vis d'emballage. Ils ne font pas partie du jouet.


NOTE

Il est conseillé de sauvegarder ce manuel d'instructions car il comporte des informations importantes.

GETTING STARTED

BATTERY REMOVAL AND INSTALLATION

1. Make sure the unit is turned **Off**.
2. Find the battery cover located on the back of the unit, use a screwdriver to loosen the screw and then open the battery cover.
3. Remove old batteries by pulling up on one end of each battery.
4. Install 2 new AA (AM-3/LR6) batteries following the diagram inside the battery box. (For best performance, alkaline batteries or fully charged Ni-MH rechargeable batteries are recommended).
5. Replace the battery cover and tighten the screw to secure.





WARNING:

Adult assembly required for battery installation.

Keep batteries out of reach of children.



ATTENTION :

Les piles ou accumulateurs doivent être installés par un adulte.

Tenir les piles ou accumulateurs hors de portée des enfants.

IMPORTANT: BATTERY INFORMATION

- Insert batteries with the correct polarity (+ and -).
- Do not mix old and new batteries.
- Do not mix alkaline, standard (carbon-zinc) or rechargeable batteries.
- Only batteries of the same or equivalent type as recommended are to be used.
- Do not short-circuit the supply terminals.
- Remove batteries during long periods of non-use.
- Remove exhausted batteries from the toy.
- Dispose of batteries safely. Do not dispose of batteries in fire.

RECHARGEABLE BATTERIES:

- Remove rechargeable batteries from the toy before charging.
- Rechargeable batteries are only to be charged under adult supervision.
- Do not charge non-rechargeable batteries.

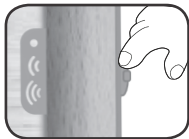
Not Recommended for Use in Direct Sunlight:

It is possible that direct sunlight may make it difficult to see the toy's lights. If this occurs, simply find a shaded or indoor area to see the lights better.

PRODUCT FEATURES


1. On/Off/Volume Selector

Slide the **On/Off/Volume Selector** to turn the toy on and select the volume.




2. Letter Name Game

Touch to play a lively game that allows kids to identify letters by their names.



3. Letter Sounds Game

Touch to play a phonics game that allows kids to find letters by the sounds they make.



4. Counting Game

Touch to have fun counting animal friends.



5. Animals Game

Build a musical band by finding animals based on their descriptions, then listen to your animal buddies rock out!



6. Nature Activities

The first touch activates Weather Report. The second touch activates Nature Detective. The third touch activates Nature Beats.



7. Letter Buttons

Press the **Letter Buttons** to hear letter names, letter sounds, animal names and animal sounds.




8. Music Button

Press to hear delightful letter, counting and nature songs.



9. LED Button

Watch the LED screen to see letter and number animations. Press the **LED Button** to play letter audio or to repeat questions during games and activities.



10. Automatic Shut-Off

To preserve battery life, the unit will go to sleep mode after approximately 60 seconds without input. The unit can be turned on again by touching the **LED Button** or by turning the **On/Off/Volume Selector** off and then back on again.

ACTIVITIES

1. Letter Name Game

Listen to the letter name, then press the correct **Letter Button**. See how many questions you can answer correctly before time runs out.

2. Letter Sounds Game

Listen to the letter sound, then press the correct **Letter Button** to fill in the “Sound-o-Meter.”

3. Animals Game

Answer three animal questions to recruit members for your animal band. Then listen to them jam as they layer their animal sounds over toe-tapping dance beats.

4. Nature Activities

Press the **Nature Button** to trigger these activities:

Touch 1: Weather Report: Listen to goofy weather updates from various locales.

Touch 2: Nature Detective: Try to guess the mystery nature sounds.

Touch 3: Nature Beats: Press the **Animal Buttons** to hear the sound they make. Then listen to the animal sounds get mixed into an energetic dance track.

5. Music

Press the **Music Button** to hear the ABC Song, the Counting Song and the Reduce, Reuse, Recycle song.

CARE & MAINTENANCE

1. Keep the unit clean by wiping it with a slightly damp cloth.
2. Keep the unit out of direct sunlight and away from any direct heat sources.
3. Remove the batteries if the unit will not be in use for an extended period of time.
4. Do not drop the unit on hard surfaces and do not expose the unit to moisture or water.

TROUBLESHOOTING

If for some reason the program or activity stops working, please follow these steps:

1. Turn the unit **Off**.
2. Interrupt the power supply by removing the batteries.
3. Let the unit stand for a few minutes, then replace the batteries.
4. Turn the unit back **On**. The unit should now be ready to use again.
5. If the unit still does not work, install a new set of batteries.

Environmental Phenomena

The unit may malfunction if subjected to radio-frequency interference. It should revert to normal operation when the interference stops. If not, it may become necessary to turn the power **Off** and back **On**, or remove and reinstall the batteries. In the unlikely event of an electrostatic discharge, the unit may malfunction and lose memory, requiring the user to reset the device by removing and reinstalling the batteries.

Impact de l'environnement

Une défaillance de fonctionnement de l'appareil peut survenir s'il est sujet à des interférences avec les fréquences radioélectriques. Le fonctionnement normal de l'appareil devrait reprendre avec l'arrêt des interférences. Si ce n'est pas le cas, il peut s'avérer nécessaire d'éteindre et rallumer l'appareil ou de retirer et réinstaller les piles. Dans l'éventualité peu probable d'une décharge électrostatique, un mauvais fonctionnement et une perte de mémoire de l'appareil peuvent se produire. L'utilisateur doit alors retirer et réinstaller les piles pour réinitialiser l'appareil.

NOTE

This equipment has been tested and found to comply with the limits for a Class B digital device, pursuant to Part 15 of the FCC Rules. These limits are designed to provide reasonable protection against harmful interference in a residential installation. This equipment generates, uses and can radiate radio frequency energy and, if not installed and used in accordance with the instructions, may cause harmful interference to radio communications. However, there is no guarantee that interference will not occur in a particular installation. If this equipment does cause harmful interference to radio or television reception, which can be determined by turning the equipment off and on, the user is encouraged to try to correct the interference by one or more of the following measures:

- Reorient or relocate the receiving antenna.
- Increase the separation between the equipment and receiver.
- Connect the equipment into an outlet on a circuit different from that to which the receiver is connected.
- Consult the dealer or an experienced radio/TV technician for help.

CAUTION

Changes or modifications not expressly approved by the party responsible for compliance could void the user's authority to operate the equipment.

NOTE

Please ask us about the availability of FSC Products.

NOTE :

Merci de nous consulter pour connaître la disponibilité des produits FSC.

IMPORTANT NOTE:

If the problem persists, please call our Consumer Services Department at **1-800-701-5327** in the U.S. or email support@leapfrog.com. Creating and developing LeapFrog® products is accompanied by a responsibility that we take very seriously. We make every effort to ensure the accuracy of the information, which forms the value of our products. However, errors sometimes can occur. It is important for you to know that we stand behind our products and encourage you to contact us with any problems and/or suggestions you might have. A service representative will be happy to help you.

Supplier's Declaration of Conformity
47 CFR § 2.1077 Compliance Information

Trade Name:	LeapFrog®
Model:	6135
Product Name:	Touch & Learn Nature ABC Board™
Responsible Party:	LeapFrog Enterprises, Inc.
Address:	2200 Powell Street, Suite 500 Emeryville, California 94608
Website:	leapfrog.com

THIS DEVICE COMPLIES WITH PART 15 OF THE FCC RULES. OPERATION IS SUBJECT TO THE FOLLOWING TWO CONDITIONS: (1) THIS DEVICE MAY NOT CAUSE HARMFUL INTERFERENCE, AND (2) THIS DEVICE MUST ACCEPT ANY INTERFERENCE RECEIVED, INCLUDING INTERFERENCE THAT MAY CAUSE UNDESIRED OPERATION.

CAN ICES-003 (B)/NMB-003(B)



***Visit our website for more
information about our products,
downloads, resources and more.***

leapfrog.com

***Read our complete warranty policy online
at leapfrog.com/warranty***

LeapFrog Enterprises, Inc.,
A subsidiary of VTech Holdings Limited.
TM & © 2021 LeapFrog Enterprises, Inc.
All rights reserved.

Printed in China
IM-613500-000
Version:0