

nickelodeon.



Storytime With Blue



Instruction Manual

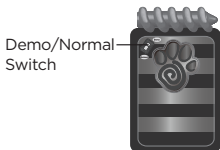

This manual contains important information.
Please keep it for future reference.

91-004007-000 US CA

INTRODUCTION

Thank you for purchasing the *Blue's Clues & You!*[™] Storytime With Blue.

This interactive plush toy introduces early literacy and problem-solving through stories and the Blue's Clues game with Blue and Josh, the host of *Blue's Clues & You!*[™]



INCLUDED IN THE PACKAGE

- *Blue's Clues & You!*™ Storytime With Blue
- 3 storybooks
- Quick Start Guide

WARNING

All packing materials such as tape, plastic sheets, packaging locks, removable tags, cable ties, cords and packaging screws are not part of this toy, and should be discarded for your child's safety.

NOTE

Please save this Instruction Manual as it contains important information.

ATTENTION

Pour la sécurité de votre enfant, débarrassez-vous de tous les produits d'emballage tels que rubans adhésifs, feuilles de plastique, attaches, étiquettes et vis d'emballage. Ils ne font pas partie du jouet.


NOTE

Il est conseillé de sauvegarder ce manuel d'instructions car il comporte des informations importantes.

INSTRUCTIONS

Battery Removal and Installation

1. Make sure the unit is turned **Off**.
2. Find the battery cover located on the back of the unit, use a screwdriver to loosen the screw and then open the battery cover.
3. Remove old batteries by pulling up on one end of each battery.
4. Install 2 new AA (AM-3/LR6) batteries following the diagram inside the battery box. (For best performance, alkaline batteries or fully charged Ni-MH rechargeable batteries are recommended).
5. Replace the battery cover and tighten the screw to secure.



WARNING/ATTENTION :

Adult assembly required for battery installation.

Keep batteries out of reach of children.

Les piles ou accumulateurs doivent être installés par un adulte.

Tenir les piles ou accumulateurs hors de portée des enfants.

IMPORTANT: BATTERY INFORMATION

- Insert batteries with the correct polarity (+ and -).
- Do not mix old and new batteries.
- Do not mix alkaline, standard (carbon-zinc) or rechargeable batteries.
- Only batteries of the same or equivalent type as recommended are to be used.
- Do not short-circuit the supply terminals.
- Remove batteries during long periods of non-use.
- Remove exhausted batteries from the toy.
- Dispose of batteries safely. Do not dispose of batteries in fire.

RECHARGEABLE BATTERIES

- Remove rechargeable batteries from the toy before charging.
- Rechargeable batteries are only to be charged under adult supervision.
- Do not charge non-rechargeable batteries.

NOTE

This product is in Demo mode in the packaging. After opening the package, find the **Demo/Normal Switch** on the back of the Handy Dandy Notebook and slide the switch from **Demo** to **Normal**. If the unit powers down while playing, please install a new set of batteries.



PRODUCT FEATURES

1. Off/Low/High Volume Control Switch

To turn the unit **On**, slide the **Off/Low/High Volume Control Switch** to the **Low Volume** (L) or **High Volume** (H) position. To turn the unit **Off**, slide the **Off/Low/High Volume Control Switch** to the **Off** (●) position.



2. Josh Button

Press the **Josh Button** on the Handy Dandy Notebook to hear fun phrases from Josh, the host of *Blue's Clues & You!*™.



3. GoldiBlue and the Three Bears Story Button

Press the **GoldiBlue and the Three Bears Story Button** on the Handy Dandy Notebook to hear Josh read that story.



4. Little Red Riding Magenta Story Button

Press the **Little Red Riding Magenta Story Button** on the Handy Dandy Notebook to hear Josh read that story.



5. The Three Little Pigs Story Button

Press **The Three Little Pigs Story Button** on the Handy Dandy Notebook to hear Josh read that story.




6. Storytime Button

Press the **Storytime Button** on the Handy Dandy Notebook to hear Josh read a story without prompts for page turns or reading questions. Music plays for 10 minutes after the story ends.




7. Spiral Button

Press the **Spiral Button** on the Handy Dandy Notebook to hear a variety of Blue's barks.



8. Blue's Clues Paw Button

Press the **Blue's Clues Paw Button** on the Blue push to play Blue's Clues and look for clues in the storybooks that lead to what Blue wants to read next.




9. Music Paw Button

Press the **Music Paw Button** on the Blue push to hear learning songs and music.



10. Question Paw Button

Press the **Question Paw Button** on the Blue plush to hear questions about the storybooks.



11. Three Storybooks

Read three of Blue's favorite stories that feature her friends.



12. Automatic Shut-Off

To preserve battery life, the *Blue's Clues & You!*™ **Storytime With Blue** will automatically power down after approximately 100 seconds without input. The unit can be turned on again by pressing any button.

ACTIVITIES

1. Stories


Press any of the three **Story Buttons** on the Handy Dandy Notebook to hear Josh read a story with prompts for page turns and reading questions.



2. Storytime Mode

Press the **Storytime Button** on the Handy Dandy Notebook to hear Josh read a story without prompts for page turns and reading questions. Once the story is finished, 10 minutes of soothing music will play and then the toy will go to sleep.

In Storytime mode, pressing the **Music Paw Button** will skip the story and proceed to play 10 minutes of soothing music instead.



3. Blue's Clues Game

Each book features a unique set of three clues that help readers identify which story Blue wants to read next. Press the **Blue's Clues Paw Button** whenever a clue is found to help solve Blue's Clues.



SING-ALONG SONG LYRICS

ABC Song

ABCDEFGHIJKLMNOPQRSTUVWXYZ and Z

Now I know my ABCs,

Next time won't you sing with me?

Learning Song

Learning is so fun to do!

Numbers, letters, colors, clues!

Come on let's go figure it out,

With Blue and you!

CARE & MAINTENANCE

1. Keep the unit clean by wiping it with a slightly damp cloth.
2. Keep the unit out of direct sunlight and away from any direct heat sources.
3. Remove the batteries if the unit will not be in use for an extended period of time.
4. Do not drop the unit on hard surfaces and do not expose the unit to moisture or water.

TROUBLESHOOTING

If for some reason the unit stops working or malfunctions, please follow these steps:

1. Please turn the unit **Off**.
2. Interrupt the power supply by removing the batteries.
3. Let the unit stand for a few minutes, then replace the batteries.
4. Turn the unit **On**. The unit should now be ready to play again.
5. If the unit still does not work, install a new set of batteries.

Environmental Phenomena

The unit may malfunction if subjected to radio-frequency interference. It should revert to normal operation when the interference stops. If not, it may become necessary to turn the power **Off** and back **On**, or remove and reinstall the batteries. In the unlikely event of an electrostatic discharge, the unit may malfunction and lose memory, requiring the user to reset the device by removing and reinstalling the batteries.

Impact de l'environnement

Une défaillance de fonctionnement de l'appareil peut survenir s'il est sujet à des interférences avec les fréquences radioélectriques. Le fonctionnement normal de l'appareil devrait reprendre avec l'arrêt des interférences. Si ce n'est pas le cas, il peut s'avérer nécessaire d'éteindre et rallumer l'appareil ou de retirer et réinstaller les piles. Dans l'éventualité peu probable d'une décharge électrostatique, un mauvais fonctionnement et une perte de mémoire de l'appareil peuvent se produire. L'utilisateur doit alors retirer et réinstaller les piles pour réinitialiser l'appareil.

IMPORTANT NOTE:

If the problem persists, please call our **Consumer Services Department** at 1-800-701-5327 in the U.S. and Canada, or email support@leapfrog.com. Creating and developing LeapFrog products is accompanied by a responsibility that we take very seriously. We make every effort to ensure the accuracy of the information, which forms the value of our products. However, errors sometimes can occur. It is important for you to know that we stand behind our products and encourage you to contact us with any problems and/or suggestions you might have. A service representative will be happy to help you.

NOTE

This equipment has been tested and found to comply with the limits for a Class B digital device, pursuant to Part 15 of the FCC Rules. These limits are designed to provide reasonable protection against harmful interference in a residential installation. This equipment generates, uses and can radiate radio frequency energy and, if not installed and used in accordance with the instructions, may cause harmful interference to radio communications. However, there is no guarantee that interference will not occur in a particular installation. If this equipment does cause harmful interference to radio or television reception, which can be determined by turning the equipment off and on, the user is encouraged to try to correct the interference by one or more of the following measures:

- Reorient or relocate the receiving antenna.
- Increase the separation between the equipment and receiver.
- Connect the equipment into an outlet on a circuit different from that to which the receiver is connected.
- Consult the dealer or an experienced radio/TV technician for help.

CAUTION

Changes or modifications not expressly approved by the party responsible for compliance could void the user's authority to operate the equipment.

Supplier's Declaration of Conformity
47 CFR § 2.1077 Compliance Information

Trade Name: LeapFrog®
Model: 6141
Product Name: ***Blue's Clues & You!***TM
Storytime With Blue
Responsible Party: LeapFrog Enterprises, Inc.
Address: 2200 Powell Street, Suite 500,
Emeryville, CA 94608
Website: leapfrog.com

THIS DEVICE COMPLIES WITH PART 15 OF THE FCC RULES.
OPERATION IS SUBJECT TO THE FOLLOWING TWO CONDITIONS:
(1) THIS DEVICE MAY NOT CAUSE HARMFUL INTERFERENCE,
AND (2) THIS DEVICE MUST ACCEPT ANY INTERFERENCE
RECEIVED, INCLUDING INTERFERENCE THAT MAY CAUSE
UNDESIRE OPERATION.

CAN ICES-003 (B)/NMB-003(B)



**Visit our website for more
information about our products,
downloads, resources and more.**

leapfrog.com
leapfrog.ca

**Read our complete warranty policy online at
*leapfrog.com/legal***

© 2021 Viacom International Inc.
All Rights Reserved. Nickelodeon,
Blue's Clues & You! and all related titles,
logos, and characters are
trademarks of Viacom International Inc.
LeapFrog Enterprises, Inc.
A subsidiary of VTech Holdings Limited.
TM & © 2021 LeapFrog Enterprises, Inc.
All rights reserved.

Printed in China.

91-004007-000 (US) (CA)