



*At LeapFrog, we strive to turn playtime into quality time to help children explore new topics and learn new skills. Every adventure and every curious, playful moment expands a child's knowledge and imagination, building to a greater confidence and passion for what comes next. Explore LeapFrog's collection of learning toys and educational products at [LeapFrog.com](http://LeapFrog.com).*



91-004664-010 (US)



**LeapMOVE™**  
LEARNING WITH **MOTION**

**READY?**



# Hello Grown-Ups!




Follow me through this guide  
to help you set up and get  
ready to play LeapMove™.



# CONNECT



Plug one end of the **HDMI®** cable into an available HDMI® port on your TV.



Plug the large end of the **USB Cable**  
into a USB port on your TV...



...or into a **USB Power Adapter**.  
(Adapter output 5V===0.5A to 5V===1.5A,  
2.5-7.5 Watts. Adapter not included.)





Plug the **HDMI®** Cable into  
the back of **LeapMove™**.



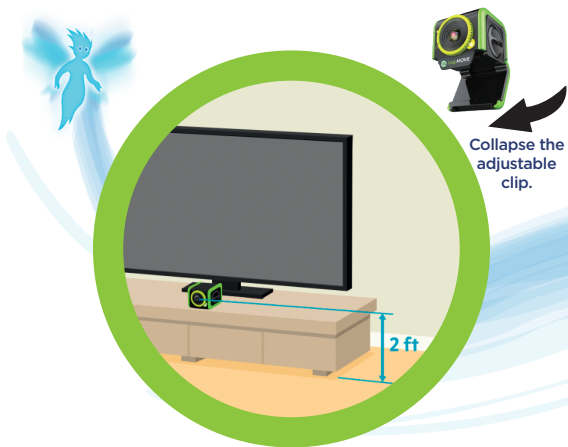
Plug the small end of the **USB** cable  
into the back of **LeapMove™**.



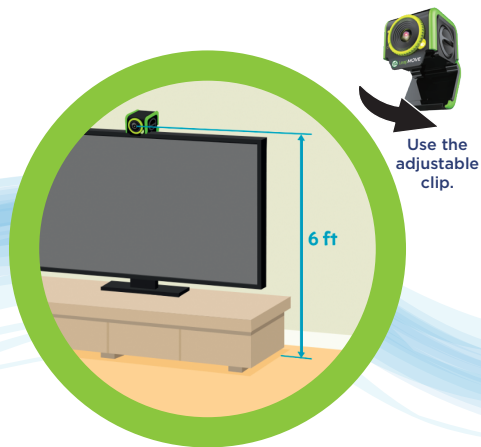
Select the correct input on your TV menu.  
Press the **power button** on LeapMove™.

# PLACEMENT





Place LeapMove™ under or on top of the TV, centered on the play area.

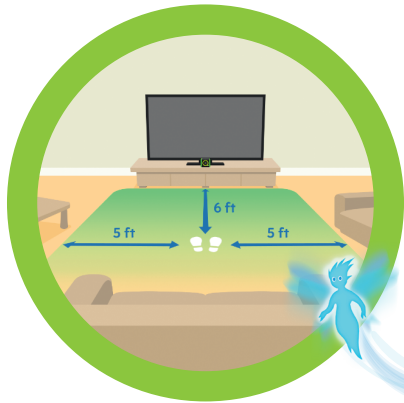


Between 2 to 6 feet from the floor is optimal, depending on the height of the player.

Suggested space from TV to wall, no less than 6 inches.


# TIPS

## Tip #1



Make sure there is enough room to play.  
The player should stay 6 feet from the TV.

**Tip #2**



**Make sure the room is well-lit.  
Avoid backlighting.**

**Tip #3**



**Avoid clothes with patterns, dark colors,  
and colors that match the room.**




# PLAY



Make sure the lens cover is open so  
the camera can see the player.



The camera angle should be adjusted so the circle appears 6 feet from the TV and the player's full body appears on-screen.



Make sure the player is the only person visible on-screen.

## Select Your Play Mode



### Adventure

Choose an adventure to get started on your journey to become a Guardian of the Enchanted Forest. Complete an Adventure to unlock the next one.



### Free Play

Choose from 10 preloaded games to play.



### Trophies

Complete 15 adventures to earn 15 trophies. See them come to life at the Trophy Room.

## Preloaded Games & Adventures



### 3 Learning Levels!

- Preschool
- Pre-K
- Kindergarten







After set up is complete,  
the player can move around and play!

# MORE GAMES AVAILABLE!

Connect to download the  
2 Bonus Games and more...

Grown-ups using a Windows®  
or Mac® computer - visit:

**[LeapFrog.com/LeapMove](http://LeapFrog.com/LeapMove)**

Follow the instructions to download and  
install: **LeapFrog Connect**

Get the latest device updates  
Set rest timers to limit screen time

Reset player profiles

System requirements available at:  
[LeapFrog.com/System-Requirements](http://LeapFrog.com/System-Requirements)

# TROUBLESHOOTING & FAQs

Please visit:  
**LeapFrog.com/LeapMove**



Visit our website for more  
information about our products,  
downloads, resources and more.

***leapfrog.com***  
***leapfrog.ca***

Read our complete warranty  
and legal policies online at  
**leapfrog.com/legal**



**leapfrog.com/guides**

LeapFrog Enterprises, Inc.  
A subsidiary of VTech Holdings Limited.  
© 2025 LeapFrog Enterprises, Inc.  
All rights reserved.  
**Printed in China.**