



# Pop & Count Lion™




## Instruction Manual

This Manual contains important information. Please save it for future reference.

91-004587-000 (UK)

# INTRODUCTION

Thank you for purchasing the **Pop & Count Lion™**! The Lion's mane features six colourful silicone popping buttons with numbers 1-6 that playfully spin around the Lion's face. The Lion's googly eyes will make little ones laugh as his mane spins. A suction cup keeps all the fun securely fixed on a table or high chair tray.



# INCLUDED IN THE PACKAGE

- **Pop & Count Lion™**
- Quick Start Guide

## WARNING

All packing materials such as tape, plastic sheets, packaging locks, removable tags, cable ties, cords and packaging screws are not part of this toy and should be discarded for your child's safety.

## NOTE

Please keep this Instruction Manual as it contains important information.

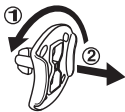
## WARNING

Adult supervision is required.

When playing with the poppers, ensure they are kept an appropriate distance away from the eyes and face of you or another person. Do not put, or attempt to launch anything on the poppers.

## Unlock the Packaging Locks:

- ① Rotate the packaging locks 90 degrees anticlockwise.
- ② Pull out the packaging locks and discard.



# PRODUCT FEATURES


## 1. Six Silicone Popping Buttons

Six colourful popping buttons introduce numbers 1-6.



## 2. Spinning Mane

Spin the Pop & Count Lion's mane around and around.



## 3. Googly Eyes

The Pop & Count Lion's googly eyes roll around playfully as his mane spins.



## 4. Suction Cup

A suction cup secures the Pop & Count Lion™ to a table or high chair tray.



# Ways to Play

Below are ideas to inspire play.

## 1. Feel and Count

Introduce number recognition by announcing the number on each popping button as it is popped. Draw the child's attention to the number and encourage them to feel the corresponding dots on each popping button. Count the little dots on each popping button aloud to help make the connection between the dots and the number, for example: *1, 2, 3. Three dots! Three!*

## 2. Count Around

Guide the child's hand to press the buttons one at a time, while saying the numbers aloud. Add extra fun by making a popping sound effect as you go. Once all the popping buttons are counted, look around and count other objects, for example:

*1, 2, 3. 3 cups!*

*1, 2, 3, 4, 5. 5 fingers!*

*1, 2, 3, 4, 5, 6. 6 flowers!*

## 3. Colour Match-Up

Say the Colour of each button as it is popped. Then, help baby look around the room and find another object, such as a toy or clothing item, that is the same colour. Hold the object up while pointing to the corresponding colour button and repeat the colour name again.

## 4. Sing and Learn

Singing with your child is a fun way to develop their language skills. Come up with silly songs with simple, repeated phrases to blend learning and play, for example:

*Blue button, blue button,*

*Where are you?*

*Here I am, here I am,*

*Pop goes to blue!*

# CARE & MAINTENANCE

1. Keep the unit clean by wiping it with a slightly damp cloth.
2. Keep the unit out of direct sunlight and away from any direct heat sources.
3. Do not drop the unit on hard surfaces and do not expose the unit to moisture or water.

## IMPORTANT NOTE:

If the problem persists, please call our Consumer Services Department at **01702 200244** in the U.K. or email [support@leapfrog.co.uk](mailto:support@leapfrog.co.uk). Creating and developing **LeapFrog®** products is accompanied by a responsibility that we take very seriously. We make every effort to ensure the accuracy of the information, which forms the value of our products. However, errors sometimes can occur. It is important for you to know that we stand behind our products and encourage you to contact us with any problems and/or suggestions you might have. A service representative will be happy to help you.

# CONSUMER SERVICES

Creating and developing **LeapFrog®** products is accompanied by a responsibility that we at **LeapFrog®** take very seriously. We make every effort to ensure the accuracy of the information, which forms the value of our products. However, errors sometimes can occur. It is important for you to know that we stand behind our products and encourage you to call our Consumer Services Department with any problems and/or suggestions that you might have. A service representative will be happy to help you.

## **UK Customers:**

Phone: 01702 200244 (from UK) or +44 1702 200244 (outside UK)

Website: [www.leapfrog.co.uk/support](http://www.leapfrog.co.uk/support)

## **Australian Customers:**

Phone: 1800 862 155

Website: [support.leapfrog.com.au](http://support.leapfrog.com.au)

## **NZ Customers:**

Phone: 0800 400 785

Website: [support.leapfrog.com.au](http://support.leapfrog.com.au)

# PRODUCT WARRANTY/ CONSUMER GUARANTEES

## **UK Customers:**

Read our complete warranty policy online at [leapfrog.com/warranty](http://leapfrog.com/warranty).

## **Australian Customers:**

**VTECH ELECTRONICS (AUSTRALIA) PTY LIMITED -  
CONSUMER GUARANTEES**

Under the Australian Consumer Law, a number of consumer guarantees apply to goods and services supplied by VTech Electronics (Australia) Pty Limited. Please refer to [leapfrog.com/en-au/legal/warranty](http://leapfrog.com/en-au/legal/warranty) for further information.



***Visit our website for more  
information about our products,  
downloads, resources and more.***

***leapfrog.com***

LeapFrog Enterprises, Inc.,  
A subsidiary of VTech Holdings Limited.  
TM & © 2024 LeapFrog Enterprises, Inc.  
All rights reserved.  
91-004587-000 