



4-in-1 Discovery House™



Instruction Manual

This Manual contains important information. Please save it for future reference.

INTRODUCTION

Thank you for purchasing the **4-in-1 Discovery House™**. With five interactive sides and ten play pieces, this versatile toy supports your child's developmental milestones as they grow. Explore manipulatives on the house, drop pieces through different slots on the roof, and pull pieces through the stretchy sides to practise fine motor skills and develop hand-eye coordination.




INCLUDED IN THE PACKAGE


- 4-in-1 Discovery House™
- Instruction Manual




Interactive House



3 Numbered Balls



4 Shape Blocks



3 Fabric Tissues

WARNING:

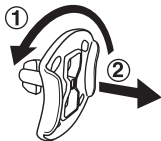
All packing materials such as tape, plastic sheets, packaging locks, removable tags, cable ties, cords and packaging screws are not part of this toy, and should be discarded for your child's safety.

NOTE:

Please save this Instruction Manual as it contains important information.

Unlock the Packaging Locks

- ① Rotate the packaging locks 90 degrees anticlockwise.
- ② Pull out the packaging locks and discard.



PRODUCT FEATURES

1. House Front

The front of the house features different interactions, such as: opening and closing the door, window, and postbox; flipping the switch, and pressing the cat.



2. Roof

The roof of the house features a chimney to drop the balls and tissues through, as well as a 4-piece shape sorter.




3. Gear Side

The left side of the house features interactive gears to spin.



4. Stretchy Sides

The right side and back of the house feature colourful stretchy bands. Put the tissues, balls, and shapes through the bands and then pull them back out.



Ways to Play

Below are some ideas to inspire play.

1. Hide and Seek

Object permanence is knowing an object exists even when you can't see it. Help your baby learn about object permanence by taking a tissue and partially hiding a ball underneath it. Then ask your baby, "*Where did the ball go?*" Slowly reveal the ball by pulling the tissue. Repeat as many times as your baby seems interested. As your baby develops a better understanding of object permanence, you can hide the ball completely underneath the tissue and encourage them to find it.

2. Label and Find

Teach children how to describe objects and recognise each object's unique features. Direct them to find specific play pieces based on different descriptors, for example:

Find a brown dog.

Find the red ball.

Find the block with the chicken.

3. Spatial Vocabulary

Your child is learning new words every day. Expose your little one to new spatial vocabulary words to describe where play pieces are in relation to one another, for example,

*The ball is inside the house
The cat is behind the bush.
The ladybird is on top of the postbox.*

4. Compare Shapes

With four unique shapes, little ones can look at two blocks at a time and observe their similarities and differences. Point out the sides, curves, and corners of each block to bring their attention to the attributes of different shapes.

CARE & MAINTENANCE

1. Keep the unit clean by wiping it with a slightly damp cloth.
2. Keep the unit out of direct sunlight and away from any direct heat sources.
3. Do not drop the unit on hard surfaces and do not expose the unit to moisture or water.

PRODUCT WARRANTY/ CONSUMER GUARANTEES

UK Customers:

Read our complete warranty policy online at leapfrog.com/warranty.

Australian Customers:

**VTECH ELECTRONICS (AUSTRALIA) PTY LIMITED -
CONSUMER GUARANTEES**

Under the Australian Consumer Law, a number of consumer guarantees apply to goods and services supplied by VTech Electronics (Australia) Pty Limited. Please refer to leapfrog.com/en-au/legal/warranty for further information.

Contact LeapFrog

Tel: 01702 200244 (from UK)
44 1702 200244 (outside UK)
1800 862 155 (Aus) / 0800 400 785 (NZ)
www.leapfrog.com



**Visit our website for more
information about our products,
downloads, resources and more.**

leapfrog.com

LeapFrog Enterprises, Inc.
A subsidiary of VTech Holdings Limited.
© 2024 LeapFrog Enterprises, Inc.
All rights reserved.
Printed in China.

