

Rip's Number Challenge

Zero means zero,
That's zilch, nada, zip.
It's still one cool number,
That round shape's so hip!
Gimme a big **0**.



Tracing practice for the number 0. The first row shows a solid black 0 with a '1' and a curved arrow indicating the starting point and direction of the stroke, followed by five dotted 0s for tracing. Below this are two sets of blank handwriting lines, each consisting of a top solid line, a middle dashed line, and a bottom solid line.

Hey, Mister Zero!
What have you
been up to?

Oh, nothing.





Rip's Number Challenge

Some say 1's a sad, lonely number.
I think their heads are full of lumber.
Number 1 is full of grins.
He comes in first, he always wins!
Lay a **1** on me.

Tracing practice area with a solid number 1 and six dotted number 1s on a three-line grid. Below are two sets of blank three-line grids for independent practice.

Two overlapping speech bubbles. The blue bubble on the left contains the text: "What number always wins the race?" with a flower icon. The orange bubble on the right contains the text: "The number 1. He always comes in first!" with a flower icon.




Rip's Number Challenge

The number 2 is everywhere,
2 eyes, 2 ears, 2 in a pair,
2 legs, 2 hands, 2 feet, 2 shoes.
With two of each, you just can't lose!

Use your groovy skills to draw number **2**.

1 →

2 →



Speaking of the number 2,
I have a little joke for you:

What are 2 things you
can't eat for dinner?

Breakfast and lunch!



Rip's Number Challenge

Three is a magic number they say,
I'm not sure why it's thought of that way,
You get three wishes, what's that all about?
But three strikes in baseball just means you're out.
Lay a **3** on me.



1
3
2

3 3 3 3 3

Blank handwriting lines for practicing the number 3.

What makes more noise than a dinosaur?

3 dinosaurs!



Rip's Number Challenge

One, two, three, four.
Who is knocking at my door?
Come on inside, there's lots to do.
And we'll have ice cream when we're through.
Let's draw the number **4**!



Tracing practice for the number 4. The first row shows a solid black '4' with stroke order arrows: '1' for the vertical line and '2' for the horizontal top bar. This is followed by a row of dotted '4's for tracing. Below are two more rows of blank handwriting lines (top solid, middle dashed, bottom solid) for independent practice.

Knock, knock.

Who's there?

4.

4 who?

For you! I brought a present for you!





Rip's Number Challenge

Mr. P's beehive is filled with bees.
They're hiding away where no one sees.
Watch and count closely as they leave the hive.
One, two, three, four, now there's five!

Gimme **5**!

Tracing practice for the number 5. The first row shows a solid number 5 with stroke order arrows: 1 (down), 2 (curved), and 3 (horizontal). This is followed by five dotted number 5s for tracing. Below are two sets of blank handwriting lines (top, middle dashed, bottom) for independent practice.

Two overlapping speech bubble boxes. The orange box on the left contains a flower icon and the text: "What is a caterpillar after it's 5 days old?". The blue box on the right contains a flower icon and the text: "6 days old!".



Rip's Number Challenge

Six groovy blue jays sittin' in a tree
One named Larry and one named Lee.
One name Jack and one named Chloe.
One named Lulu and the sixth named Joey.
Lay a number **6** on me.



6

6 6 6 6 6 6

Why is 6 afraid of 7?
Because 7 8 9!




Rip's Number Challenge

Seven silly squirrels,
Sitting in a tree.
Four jumped down,
Now there are three!

Use your groovy skills to draw number **7**.

1 → 2 ↓



Five dotted number 7s for tracing on a three-line grid.

Three blank three-line grids for independent drawing of the number 7.

Why did the 7 chickens
run away from the dog?
Because they're
chickens, of course!



Rip's Number Challenge

The number 8 curves round and round
And crosses in the middle.


It looks like pancakes side by side
Just cookin' on the griddle!

Lay a number **8** on me.



1

8 8 8 8 8

 What number looks the same upside-down and backwards?

 The truly great number 8!



Rip's Number Challenge

Circle round, then up and down,
The number 9 is fine.

Circle round, then up and down,
A circle and a line.

Use your groovy skills to draw **9**.



Tracing practice for the number 9. The first row shows a solid number 9 with stroke order arrows (1 for the circle, 2 for the line) and five dotted number 9s for tracing. Below are two sets of blank handwriting lines (top solid, middle dashed, bottom solid) for independent practice.

Why did 9 chickens
refuse to cross
the road?

Because they
were chicken!

