



Halloween activity book



Dear Parents,

Halloween, a day of dressing up and collecting candy, would seem to be a child's dream! But it can be confusing and even a little scary for little ones still figuring out what's real and what's pretend in the world around them. Here are a few tips for creating a safe and fun Halloween for your little ones:

* **Play dress up before the big day.** Try on different costumes at home in the weeks before Halloween and let your child choose what feels comfortable. Don't get your heart set on any one outfit—your child will be happier and more self-confident if he's not forced to wear something against his wishes.

* **Halloween at home.** Invite friends over for a costume party and let kids trick or treat down the hall. Hosting Halloween at home is a great way for children to practice saying "trick or treat" and "thank you" with familiar faces.

* **See and be seen.** If you venture out at night, remember to give children flashlights and glow bracelets for greater visibility. Make sure their shoes are comfortable and sturdy. Dainty slip-on heels might be cute, but they're not safe for walking far and may end your evening earlier than desired.

* **Beware of the scaries!** Emphasize that spooky decorations and costumes are silly and make-believe, but be understanding if your child wants to avoid them. Teenagers have their own idea of Halloween fun that may be upsetting to young kids. Take little ones out beforehand so they can enjoy the holiday at their speed.

Remember that Halloween is fun for many of us because of how out-of-the-ordinary it is, but for young children, this is precisely what makes it so scary. Follow your child's lead and adapt your plans if you have to. You can only be sure of one thing: next year it will all be different!

Happy Halloween!
Your Friends at LeapFrog



THIS BOOKLET FEATURES

10 Fun Skill-Building Activities

Dress-Up Differences • Visual discrimination

Silly Scene • Logic & reasoning

Monster Maze • Pencil control

Costume Shop • Matching

Who Am I? • Phonics & alphabetical order

Costume For Lily • Art & creativity

Race to the Cauldron • Numbers 1-20

Hocus Pocus Patterns • Recognizing & extending patterns

We Share! • Division

Counting Candies • Counting



Dress-Up Differences

Compare these pictures.
Circle 5 things that are different.



Answers: Eye patch, collar, telescope, belt buckle, boot tops



Silly Scene

Draw an X on 8 silly things that don't belong.




Answers: Fork in tree, witch on skis, baseball moon, Christmas tree, Easter basket, roller skate, pumpkin wheel, ice-cream cone hat,





Monster Maze

Help Dot and Dash find the front door of Dr. Pencilstein's castle!




Enter




Costume Shop

Help our LeapSchool friends find the right shoes for their costume. Draw a line from the character to the shoes that match. Then color the costumes.



Who Am I?

Guess who is dressed up as a ghost for Halloween?
Connect the dots in order from A to Z. Then solve the riddle!
Say the name of each picture. What letter does it start with?
Write the letter on the line.





S



Costume For Lily

Help Lily get ready for tirck-or-treating!

Draw a costume.

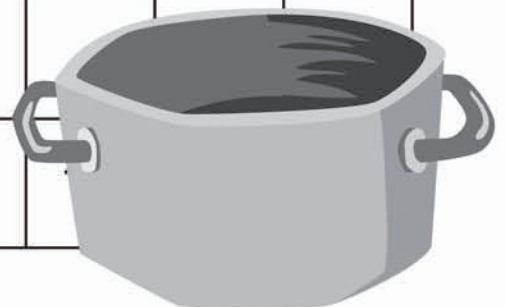


Race to the Cauldron

Help Ali to her cauldron by following the numbers from 1 to 20. Trace the path with your pencil.



		1	5	2	15	17	10	13	12
6	14	2	3	5	19	16	20	6	
5	7	4	18	14	15	9	4	12	
6	12	9	5	13	7	8	4	10	13
4	10	7	15	6	12	19	11	2	6
1	6	5	11	2	14	13	12	14	4
2	8	16	3	15	20	18	15	6	13
12	9	20	9	16	17	16	19	20	9
6	4	13	15	5	8	6			
20	19	8	4	19	1	4			





Hocus Pocus Patterns

Help Kat make Halloween patterns appear out of thin air!
Draw pictures to complete the patterns.



We Share

Help these friends divide their candy evenly.
Circle 4 equal groups of candy.



Counting Candies

Draw a line between the bags that have the same number of candies.

