

Dear Parent,

We at LeapFrog know that you are your child's most important teacher. Our goal is to help you build an environment for your child that is rich in experiences—one that encourages discovery and fosters learning success.

As children grow, they are ready for more complex challenges. For preschoolers, we have a line of products that develop basic fundamentals to help prepare children to enter the classroom. My First LeapPad™ Learning System engages preschoolers with fun, interactive stories and activities that teach pre-reading skills. Interactive talking Flip Books come alive as children touch, play and learn!

LeapFrog® learning toys are designed to grow alongside your child through each stage of development. All are made with the same playful spirit that promotes a lifelong passion for learning. For additional information on how to make learning fun and effective, visit our web site ([www.leapfrog.com](http://www.leapfrog.com)), where you'll find tips from parents and educators. We hope you'll join us there.

Sincerely,



Mike Wood  
President  
LeapFrog Enterprises, Inc.



# My First LeapPad™

Learning System



**Promotes Reading Readiness!**

## Parent Guide & Instructions

This guide contains important information. Please keep it for future reference.

### Battery Installation:

1. Requires 4 "AA" (called LR6 in some countries) alkaline batteries.
2. When the batteries run low on power, the toy's speech may become garbled or it may repeat itself. Replace the batteries at this time.
3. Open the battery door with a screwdriver.
4. Install new batteries as shown in the polarity diagram (+/-) inside the battery compartment.
5. Replace battery door securely.

TROUBLE-SHOOTING	
Symptom:	Try This:
Toy does not turn on or does not respond	<ul style="list-style-type: none"><li>• Remove batteries and put them back in</li><li>• Make sure battery cover is correctly secured</li><li>• Clean battery contacts with rubbing alcohol</li><li>• Install new batteries</li></ul>
Toy makes strange sounds or behaves erratically	<ul style="list-style-type: none"><li>• Install new batteries</li></ul>
Toy makes improper responses	<ul style="list-style-type: none"><li>• Install new batteries</li></ul>

### Consumer Service contact:

email: [support@leapfrog.com](mailto:support@leapfrog.com)  
Telephone: (800) 701-LEAP (5327)  
Hours: Monday through Friday, 9:00 AM to 5:00 PM, Pacific Time  
For additional help, please visit our Consumer Support Web site at <http://www.leapfrog.com/support>.

UK Office  
Phone: 0800 169 5435  
EIRE: 00 44 1702 200244

**IMPORTANT:** Please notify the LeapFrog Consumer Service department of any difficulties before returning this product for any reason. Returns must have a Return Authorization number (RA#) in order to be processed. If the service representative is unable to solve the problem, you will be given instructions on how to replace the product.

**WARNING:** Changes or modifications to this unit not expressly approved by the party responsible for compliance could void the user's authority to operate the equipment.

### Note:

This device complies with Part 15 of the FCC rules. This equipment has been tested and found to comply with the limits for a Class B digital device pursuant to Part 15 of the FCC rules. These limits are designed to provide reasonable protection against harmful interference to radio communications. Because this toy generates, uses, and can radiate radio frequency energy, there can be no guarantee that interference will not occur. If this toy does cause interference to radio or television reception (you can check this by turning the toy off and on while listening for the interference), one or more of the following measures may be useful:

- Reorient or relocate the receiving antenna
- Increase the separation between the toy and the radio or the TV
- Consult the dealer or an experienced TV-radio technician for help

### Warranty Information

This LeapFrog product is warranted only to the original purchaser for a period of three months from the original purchase date, under normal use and service, against defective workmanship and material. This warranty is void if the product has been damaged by accident or unreasonable use, immersion in water, neglect, abuse, battery leakage or improper installation, improper service, or other causes not arising out of defects in workmanship or materials. Repair or replacement as provided under this warranty is the exclusive remedy of the purchaser. LeapFrog shall not be liable for any incidental or consequential damages for breach of any express warranty on this product. Any implied warranty of merchantability or fitness for a particular purpose on this product is limited to the duration of this warranty. Some states do not allow the exclusion or limitation of incidental or consequential damages, or limitation on how long an implied warranty lasts, so the above limitations or exclusions may not apply to you. This warranty gives you specific legal rights and you may also have other rights, which vary from state to state.

During the warranty period, your product will either be repaired or replaced at LeapFrog's option, when returned, shipping prepaid and with proof of purchase date as instructed by a LeapFrog service representative. In the event that your product is replaced, the replacement will be covered under the original warranty or for 30 days, whichever is longer.

LeapFrog, the LeapFrog logo, Neartouch and Phonics Bus are registered trademarks of LeapFrog Enterprises, Inc. LeapPad is a trademark of LeapFrog Enterprises, Inc. © 2001 LeapFrog Enterprises, Inc. All rights reserved.

U.S. Patent Numbers 5,686,705 and 5,877,458. Patent Pending.

### MADE IN CHINA

Visit our fun-filled web site at [www.leapfrog.com](http://www.leapfrog.com)  
For ages 3 years and up

## LeapPad™ Learning System Products

Open the Door to Learning!

LeapPad products are designed to make reading and learning fun! From pre-readers to more advanced learners who are developing reading fluency, there's a LeapPad system for every stage!



### My First LeapPad™ Learning System

(Ages 3 and up)

For preschoolers who are ready to explore early learning concepts, My First LeapPad Learning System engages and delights with fun, interactive stories and activities that teach pre-reading skills. Interactive talking Flip Books come alive as children touch, play and learn!

### LeapPad™ Learning System

(Ages 4 and up)

Interactive talking books come to life and reinforce the magic of reading. LeapPad books include special tools that develop vocabulary, spelling, and phonics awareness. Each book is packed with engaging activities, games, stories and facts that make reading and learning fun!



### LeapPad™ Pro Learning System

(Ages 7 and up)

LeapPad Pro learning system is designed to provide a more challenging learning experience for more advanced readers. Activities on each page help reinforce a variety of subjects in new and exciting ways. Books are designed to broaden vocabulary and improve reading comprehension, with topics such as math, science, geography, music and more!



## Encourage Discovery and Learning!

My First LeapPad's special two-sided books create an engaging and educational experience for your preschooler. The story side of each book tells a warm tale that your child will love, while the activity side provides hours of fun activities that teach pre-reading skills and pre-math skills.

### Teaches:

- ✓ ABC's
- ✓ Numbers
- ✓ Phonics
- ✓ Pre-reading skills
- ✓ Pre-math skills



More titles coming soon!


Each sold separately. Actual artwork may vary.

©2001 LeapFrog Enterprises, Inc. Pooh Illustrations: ©1999 Disney Enterprises, Inc. Based on the Pooh stories by A.A. Milne (Copyright the Pooh Properties Trust). All rights reserved.



## INSTRUCTIONS FOR PLAY

### How to Play With My First LeapPad™ Learning System

#### Interactive ABC Phonics Bus Game

- Snap the interactive ABC Phonics Bus® game into the player.
- Press the ON/OFF button.
- Using the My First LeapPad Neartouch® pen, touch the  on the edge of the template.
- Touch the game icons on the bottom of the template to play fun letter games.
- Touch Leap and his friends with the magic pen to hear them come to life!
- Move window or wheels with the pen to hear songs or fun sounds!


#### My First LeapPad Flip Books

- Insert the cartridge and place the Flip Book into the player as shown.
- Press the ON/OFF button.
- Using the My First LeapPad pen, touch the  the edge of the page.
- Now you can use the pen to touch words and pictures and make them come to life! Remember, you must touch the  every time you turn the page.

Only the My First LeapPad pen will work with your My First LeapPad learning system. Never use a regular pen or pencil on any of the LeapPad books.

#### My First LeapPad learning system Flip Books teach pre-reading and pre-math skills with colorful activities and fun stories!

##### Listen to a Story

- Touch the  to hear the entire page of the book read aloud.


##### Play a Fun Educational Game

- Look for the game icon at the bottom of the page to play a fun learning game. The icon for each book will be unique, but will always be located at the bottom of the page.



- Touch the game icon at the bottom of the page with the pen, and then follow the instructions.

##### Play a Song

- Touch the  to play a song that corresponds with the story or activity.

##### Interact with Pictures on the Page

Touch any of the characters or pictures with the My First LeapPad pen to hear them magically come alive. Touch them again, and they may surprise you with more fun sounds and phrases!

### Tips for Parents & Educators

To help preschoolers enjoy My First LeapPad™ Flip Books, and encourage a love of learning, follow these tips when using the My First LeapPad learning system:

- Encourage your child to touch each picture, and then tell you what the character is saying or doing.
- Encourage your child to touch each word individually to hear it said aloud.

#### Volume Control

Touch the My First LeapPad pen to the volume controls to adjust the audio volume on your learning system.

#### Automatic Shut-off

When you are done playing with the My First LeapPad learning system, press the ON/OFF button with your finger. The My First LeapPad player will turn off automatically if it hasn't been used for a few minutes.

#### Care and Maintenance

Caring for your My First LeapPad learning system and Flip Books:

- Keep away from food and beverages.
- Always snap the pen back into its holder when you are finished.
- To clean, use a slightly damp cloth and mild soap. Air dry only.
- Never use in water, or submerge in water.
- Avoid bending, fraying, or biting Flip Books.
- Remove batteries for prolonged storage.
- Avoid extreme temperatures.
- Never carry the My First LeapPad by the pen, or its attached cord.

## BATTERY INFORMATION

Requires 4 "AA" (called LR6 in some countries) alkaline batteries, not included.

#### Battery Safety:

- Batteries are small objects. Replacement of batteries must be done by adults.
- Follow the polarity (+/-) diagram in the battery compartment.
- Promptly remove dead batteries from the toy. Dispose of used batteries properly. Only batteries of the same or equivalent type as recommended are to be used. DO NOT incinerate used batteries.
- DO NOT dispose of batteries in fire, as batteries may explode or leak.
- DO NOT mix old and new batteries or types of batteries (i.e. alkaline/standard).
- DO NOT use rechargeable batteries.
- DO NOT recharge non-rechargeable batteries.
- DO NOT short-circuit the supply terminals.