



RockIT TWIST™ GAME PACK

Parent's Guide

This guide contains important information.
Please keep it for future reference.

91-003693-007 US

Installing Your RockIt Twist™ Games and Virtual Pet

IMPORTANT

The included activation key for game content and a virtual RockIt Pet™ will only run on the **RockIt Twist™ Rotatable Learning Game System**. Download the content to the **RockIt Twist™** system using the LeapFrog® Connect application, available for free at: leapfrog.com/connect.

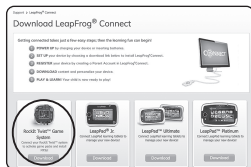
NOTE:

A computer and internet connection are required to download and use LeapFrog® Connect.

ACTIVATING YOUR GAME PACK

Step 1

Go to leapfrog.com/connect to download and install the LeapFrog® Connect application for the **RockIt Twist™** system.



Step 2

After launching the LeapFrog® Connect application, power on your **RockIt Twist™** system and connect it to your computer using the USB cable provided. Follow the instructions on screen to create or sign in to a LeapFrog® Parent Account.



Step 3

On the Activate Game Pack page, enter the 16-digit activation key printed on the back of the card. To find it, scratch the silver area with a coin. The game pack and **RockIt Pet™** will immediately be installed to your **RockIt Twist™** system. Once installation completes, eject the device from the LeapFrog® Connect application and disconnect the USB cable.

1. Install LeapFrog® Connect on your PC or Mac from leapfrog.com/connect
2. Connect your LeapFrog® RockIt Twist™ system to your computer with the included USB cable and follow the access instructions.
3. Go to the Activate Game Pack page.
4. Enter the 16-digit activation key.

KEY: 1234-5647-2345-7895

LeapFrog is not responsible for lost or stolen activation key or use without permission. Use with RockIt Twist™ device only. LeapFrog makes no warranties (express or implied) with respect to this activation key and disclaims any warranties to the fullest extent available. These limitations may not apply. Void where prohibited. Content subject to availability at the time of actual activation.

Part No.: 95-001047-001

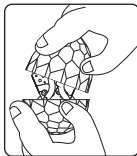
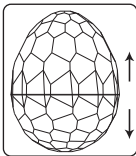
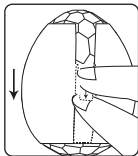
1234567898113

Step 4

Your new game pack will now appear as a new station in the main menu on your **RockIt Twist™** system. Use the red D-pad to find it, then press the green checkmark button to begin. Your new virtual **RockIt Pet™** will be available as a new egg to hatch in Pet Station.

HOW TO OPEN THE EGG

Tear open the shrink wrap and unscrew the eggshell.



Note:

LeapFrog is not responsible for a lost or stolen activation key or use without permission. Use with the RockIt Twist™ system only. LeapFrog makes no warranties (express or implied) with respect to this activation key and disclaims any warranties to the fullest extent available. These limitations may not apply. Void where prohibited. Content subject to availability at the time of actual activation.

WARNING:

All packing materials such as tape, plastic sheets, packaging locks, removable tags, cable ties and packaging screws are not part of this toy, and should be discarded for your child's safety.

NOTE:

Please keep this parent's guide as it contains important information.

ATTENTION :

Pour la sécurité de votre enfant, débarrassez-vous de tous les produits d'emballage tels que rubans adhésifs, feuilles de plastique, attaches, étiquettes et vis d'emballage. Ils ne font pas partie du jouet.

NOTE :

Il est conseillé de conserver ce guide des parents car il comporte des informations importants.

**WARNING:**

**CHOKING HAZARD - SMALL PARTS.
NOT FOR CHILDREN UNDER 3 YRS.**

**AVERTISSEMENT :**

**RISQUE DE SUFFOCATION - PETITES PIÈCES.
NE CONVIENT PAS AUX ENFANTS DE MOINS DE 3 ANS.**

DISCLAIMER AND LIMITATION OF LIABILITY

LeapFrog and its suppliers assume no responsibility for any damage or loss resulting from the use of this handbook. LeapFrog and its suppliers assume no responsibility for any loss or claims by third parties that may arise through the use of this software. LeapFrog and its suppliers assume no responsibility for any damage or loss caused by deletion of data as a result of malfunction, dead battery, or repairs. Be sure to make backup copies of important data on other media to protect against data loss.

Company: LeapFrog Enterprises, Inc.

Address: 6401 Hollis Street, Suite 100, Emeryville, CA 94608 USA

Phone: 1-800-701-5327



*Visit our website for more
information about our products,
downloads, resources and more.*

leapfrog.com
leapfrog.ca

***Read our complete warranty and policies
online at:***

leapfrog.com/warranty

leapfrog.com/en-us/legal

leapfrog.com/en-ca/legal/warranty

leapfrog.com/en-ca/legal

LeapFrog Enterprises, Inc.,
a subsidiary of VTech Holdings Limited.
TM & © 2019 LeapFrog Enterprises, Inc.
All rights reserved.

91-003693-007 (US)